深 圳 市 奥 斯 玛 数 控 发 展 有 限 公 司
奥 斯 玛 智 能 装 备（广 东）有 限 公 司

OSM 奥斯玛销售服务网络：

地址：深圳市光明新区公明街道楼村鲤鱼河工业区振兴路33号A8栋
佛山市高明区荷城街道海天大道377号
电话：0755-23410770
联系人：13510809042（刘先生）
传真：0755-23410070
网址：http://www.szosm.com

深圳市奥斯玛数控发展有限公司
奥斯玛智能装备（广东）有限公司

企业官网 http://www.szosm.com

钣金设备专业制造商

数控折弯机 / 光纤激光切割机

中国 ● 深圳

简介

Company profile

深圳市奥斯玛数控发展有限公司创建于2008年，总部位于深圳市光明新区公明镇，子公司位于佛山市高明区荷城街道海天大道377号，本公司是一家专注于智能装备研发、生产和销售的企业，拥有先进的生产设备和专业的技术团队。主要生产设备:上动式、下动式高精度数控折弯机及光纤激光切割机。我司是一家国家高新技术企业，目前拥有多项自主知识产权:产品发明专利、实用新型专利和外观设计专利，并通过了1S09001产品质量管理体系认证。目前公司具备年生产4000台数控折弯机和200台激光切割机的实力。从公司成立至今，总投资超过6亿元，产值达3亿元，经营业务快速发展，规模迅速扩大，产品受到国内外客户的好评和肯定。公司推出的光纤激光切割机0SM-FL系列、下动式数控折弯机0G系列、电液伺服折弯机SH系列、纯伺服折弯机SE系列、数控液压折弯机HP系列得到了客户的认可和好评，占据了很大的市场份额。产品广泛应用于飞机、汽车、船舶、电器、机械、通讯、电梯、空调、厨具、成套设备及轻工等行业，是非常理想的板料成型设备之一。

Shenzhen Osma CNC Development Co., Ltd. was founded in 2008, headquartered in Gongming Town, Guangming New District, Shenzhen. Its subsidiary is located at No. 377 Haitian Avenue, Hecheng Street, Gaoming District, Foshan City. The company is a company dedicated to the research and development, production, and sales of intelligent equipment, with advanced production equipment and a professional technical team. Main production equipment: upward and downward high-precision CNC bending machines and fiber laser cutting machines. Our company is a national high-tech enterprise with multiple independent intellectual property rights, including product invention patents, utility model patents, and design patents. We have also passed the 1S09001 product quality management system certification. At present, the company has the ability to produce 4000 CNC bending machines and 200 laser cutting machines annually. Since its establishment, the total investment of the company has exceeded 600 million yuan, with an output value of 300 million yuan. The business has developed rapidly, the scale has expanded rapidly, and the products have received praise and recognition from domestic and foreign customers. The fiber laser cutting machine 0SM-FL series, down acting CNC bending machine 0G series, electro-hydraulic servo bending machine SH series, pure servo bending machine SE series, and CNC hydraulic bending machine HP series launched by the company have been recognized and praised by customers, occupying a large market share. The product is widely used in industries such as aircraft, automobiles, ships, electrical appliances, machinery, communication, elevators, air conditioning, kitchenware, complete equipment, and light industry, and is one of the ideal sheet metal forming equipment.

企业荣誉

Enterprise honor

高新企业：

IS09001质量认证/知识产权管理体系认证证书：

专利证书：

行业影响：

奥斯玛OG系列:

OSM OG Serials:

OG-35Ⅲ

OG-35机械参数	
型号/model:	OG-35Ⅲ
压力KN(吨)/Pressure KN/(tons):	350(35)
折弯长度 (mm)/Bending length(mm):	1250
工作台行程 (mm)/Table travel(mm):	100
油缸数/Number of cylinders:	1
上升速度(mm/s)Rising speed(mm/s):	56-68
折弯速度(mm/s)Bending speed(mm/s):	1-9.5
下降速度(mm/s)Decreasing speed(mm/s):	40
油箱容量 (L)Fuel tank capacity(L):	35
电机功率(KW)Motor power(KW):	3.0KW
总功率(KW) Motor power(KW):	5.0KW
输入电线mm^2/Input wire(mm^2):	2.5
机床重量(KG)Machine Weight (KG):	1900
驱动方式 Drive mode: 脚踏开关	电磁阀开关

产品特点

1、本系列机型对折弯金属板料具有较高的劳动生产率和较高的折弯精度。当折弯不同厚度的板料时，采用不同形状的上下模具，可折弯成各种形状的工件；

2、集成式液压系统，构造简洁实用，液压下动式，故障率极低；

3、采用油缸侧面和上部挡块的双导向，性能稳定可靠，折弯角度准确；

4、上模配有斜楔式微调补偿机构的快速夹紧式中间板，以保证获得较高的折弯精度。

Product Features

1.This machine has high labor productivity and high bending accuracy.It could adopt different shapes upper and lower molds for different thicknesses of metal bending.

2.The pump outputs power to the upper worktable through the balance pressure block, it's sufficient and stable pressure output at both ends;

3. To ensure the bending angle is highly accurate, the machine is using two high-precision magnetic scales to feedback position data.

4. To ensure the bending accuracy of various plates,The upper die is equipped with a quick-clamping intermediate plate, it has a wedge-type fine-tuning compensation mechanism structure.

OG-50Ⅲ/OG-50LⅢ

OG-50机械参数		
型号/model:	OG-50Ⅲ	OG-50LⅢ
压力KN(吨)/Pressure KN/(tons):	500(50)	500(50)
折弯长度 (mm)/Bending length(mm):	1250	1500
工作台行程 (mm)/Table travel(mm):	100	100
油缸数/Number of cylinders:	1	1
上升速度(mm/s)Rising speed(mm/s):	53-65	53-65
折弯速度(mm/s)Bending speed(mm/s):	1-9.6	1-9.6
下降速度(mm/s)Decreasing speed(mm/s):	40	40
油箱容量 (L)Fuel tank capacity(L):	46	46
电机功率(KW)Motor power(KW):	4KW	4KW
总功率(KW) Motor power(KW):	5.5KW	5.5KW
输入电线mm^2/Input wiremm(mm^2):	2.5	2.5
机床重量(KG)Machine Weight (KG):	2500	3000
驱动方式 Drive mode: 脚踏开关	电磁阀开关	

奥斯玛OG系列:

OSM OG Serials:

OG-60Ⅲ 机械参数

Mechanical parameters

机型优势

后挡料总成配置更丰富，标准挡料基础上可选配手动两轴半/电动三轴配置。

Model advantage

The models offer more option for the back block.Except for the back block assembly, it's available to configure two and half axis or three electric axes.

型号/model:	OG-60Ⅲ
压力KN(吨)/Pressure KN/(tons):	600(60)
折弯长度 (mm)/Bending length(mm):	2200
工作台行程 (mm)/Table travel(mm):	100
油缸数/Number of cylinders:	3
上升速度(mm/s)Rising speed(mm/s):	50-63
折弯速度(mm/s)Bending speed(mm/s):	1-11
下降速度(mm/s)Decreasing speed(mm/s):	52
油箱容量 (L)Fuel tank capacity(L):	65
电机功率(KW)Motor power(KW):	5.5KW
总功率(KW) Motor power(KW):	7.0KW
输入电线mm^2/Input wire(mm^2):	6
机床重量(KG)Machine Weight (KG):	3500
驱动方式 Drive mode: 脚踏开关	电磁阀开关

OG-100Ⅲ 机械参数

Mechanical parameters

型号/model:	OG-100Ⅲ
压力KN(吨)/Pressure KN/(tons):	1000(100)
折弯长度 (mm)/Bending length(mm):	3200
工作台行程 (mm)/Table travel(mm):	100
油缸数/Number of cylinders:	3
上升速度(mm/s)Rising speed(mm/s):	50-63
折弯速度(mm/s)Bending speed(mm/s):	1-13
下降速度(mm/s)Decreasing speed(mm/s):	52
油箱容量 (L)Fuel tank capacity(L):	80
电机功率(KW)Motor power(KW):	7.5KW
总功率(KW) Motor power(KW):	9.0KW
输入电线mm^2/Input wire(mm^2):	6
机床重量(KG)Machine Weight (KG):	6800
驱动方式 Drive mode: 脚踏开关	电磁阀开关

机型优势

整机采用电磁阀驱动工作台上下运动，无脚踏杆装置，减小操作者劳动强度，方便折弯工件。

Model advantage

The CNC bending machine drives the working table via the electromagnetic valve, there is no pedal device.The machine could reduce the labor intensity, and easier to bend the metal.

奥斯玛OG系列:

OSM OG Serials:

OG-150Ⅲ 3.2m

机械参数
Mechanical parameters

型号/model:	OG-150Ⅲ		
压力KN(吨)/Pressure KN/(tons):	1500(150)	下降速度(mm/s)Decreasing speed(mm/s):	52
折弯长度 (mm)/Bending length(mm):	3200	油箱容量 (L)Fuel tank capacity(L):	90/100
工作台行程 (mm)/Table travel(mm):	100	电机功率(KW)Motor power(KW):	11KW
油缸数/Number of cylinders:	3	总功率(KW) Motor power(KW):	12.5KW
上升速度(mm/s)Rising speed(mm/s):	50-63	输入电线mm^2/Input wire(mm^2):	6
折弯速度(mm/s)Bending speed(mm/s):	1-13	机床重量(KG)Machine Weight (KG):	7500

机架结构
Frame structure

■长期使用也能保持很高的精度，上部工作台采用斜块固定方式，比起焊接的机器，不会发生歪斜和挠曲，长期使用也不会变化。此外，对于加工时机架的微量弹性变形可以进行工作台前倾微调，也是OG系列的特点之一。

■Long term use can also maintain a high accuracy, the upper worktable is fixed by the inclined block, compared with the welding machine, there will be no deflection and deflection, long-term use will not change. In addition, the micro elastic deformation of the machine frame during processing can be fine tuned for the front tilt of the worktable, which is also one of the characteristics of OG series.

脚踏开关
Foot switch

■脚踏开关的使用，有效的减轻了工人的工作强度，提高了工作效率。

■The use of pedal switch, effectively reduce the work intensity of the workers,improve the working efficiency.



滚柱导轨方式:

加工时，工作台不会蹿动。在下工作台运动的前后左右方向都配置了滚柱导向机构,这样能使工作台平稳地移动，而且能方便调整滚柱与导向块的间隙，将工作台的导向磨损降为最低。

Roller guide rail way:

hen processing,the workbench will not move .The lower table movement of the front and back,left and right are configured with the roller guides.The roller guides can make the worktable moving very smoothly, can reduce the work beneh of worn doum to mininmum by adjust the roller and guide block clearowce easily.

系统参数
System parameters

系统型号 The system model:	OSM-Ⅲ
控制轴数 Controlled axis:	2
控制方式 Control mode:	PLC伺服系统/PLC servo system
输入方式 Input mode:	直接/角度 Direct/Angle
L轴速度/ L axis speed:	1000-20000mm/min
工程数 Project number:	10程序×50工程×20备份

奥斯玛OG系列:

OSM OG Serials:

OG系列后挡料总成（选配）

OG series Rear baffle assembly(Optional configuration)

■后挡料直尺采用线轨式，后定位可自由滑动，方便移动操作。

■直尺整体采用单边手动/电动调整方式，快捷精准调整后定位高低。

■The advantages of two and a half axis /three-axis back block.

A. The back block is using the line rail ruler, the back block slid freely to an accurate position, it is convenient to move.

B. The ruler could be adjusted by a single-side manual/electric adjustment mode, which is fast and precise to adjust the positioning height.



OG系列后挡料总成（标配）

OG series Rear baffle assembly(Standard configuration)

■采用钢件直尺，刚性硬度强，不易变形，配置手动调节定位挡指，方便拆卸移动，满足更多折弯要求；

■直尺可单边调整高度，满足异形产品折弯，操作方便简单。

■Steel straightedge, strong rigidity, not easy to deformation, manual adjustment positioning finger, easy to remove and move, to meet more bending requirements; mode, which is fast and precise to adjust the positioning height.

■The straightedge can be adjusted by one side to meet the bending of special-shaped products, and the operation is convenient and simple.



慢速折弯功能

折弯速度有9个等级.可以在任意位置（系统直接输入）选择，随时可更换折弯薄板和厚板的速度调节，更进一步保证了产品的质量和安全。

slowly bending function

Bending speed has nine grades can be in any position(system direcly input)choice,always replaceable bending thin plate and thick plate speed adjustment,furtther to ensure the product quality and safety.

折弯机功能 Bending machine function



■快速夹模中间板，安装简单稳定，防止上模脱落，精度高，同时对表面采用发黑处理，外观十分美观并增加了防锈时间，锁紧方式用手柄转动90度即可。

■ Quick clamping die plate

the installation is simple and stable, prevent upper die off, with high precision, at the same time on the surface of theby blackening, the external appearance is beautiful and increase anti-rust time, lock the way with the handle to rotate 90 degrees.

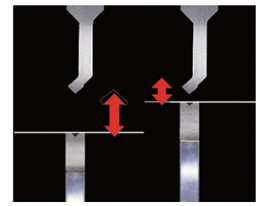

多重下限功能固定工作台的位置:

Position of the fixed table with multiple lower limits:

■ 采用数字编码器直接控制工作台停止的任意高度，以避免多余的空行程，大大的提高了生产效率;

■ By using the direct control of the digital encoder,the height of the stop of the working table is directly controlled,in order to avoid unnecessary empty travel, greatly improve the production efficiency.

手轮控制功能:

Hand wheel control function:

■ D轴L轴手轮任意控制，当首件工件进行试折弯时，采用手轮调功能极大的方便了解操作和提高了安全性。

■ D axis & L axis hand wheel control, when the first piece of the workpiece bending test,the use of hand wheel adjustment function greatly facilitate the understanding of the operation and improve the security.

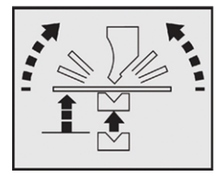

慢速折弯功能

可以设定折弯速度以便作业，此外还可以设定开始慢速度折弯位置以及工步间的等待时间（由数控设定或手柄设定自行先择）

Slowly bending function Can set bending speed in order easy to use also can be set to start slow speed bending position and waiting time between steps(by digital set or manual setting to choose).

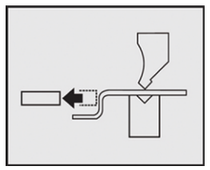

后拉再折弯功能

上下模具夹住材料后定规就后退，以免在折弯中途后定规与材料发生干涉

After fold function

Determined after mold clamp materials back, up and down in order to avoid midway through the bending after determined interference with the material.

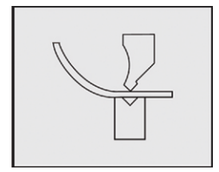

圆弧折弯功能

只需输入间距和步数即可自动进行圆弧折弯的换算

The circular arc bending function Simply enter spacing, and conversion of steps can be automatically arc bending.

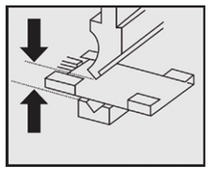

画线折弯功能

Line drawing bending function

折弯机控制系统介绍：

Introduction of Bending Machine Control System:

1. 采用最新式TFT彩色液晶触控式操作面板，画面色彩鲜明，资料输入采用对话方式，数据直接输入，或经由遥控手轮方式输入，操作简单。
2. 采用日本基恩士数字控制器和三菱伺服放大器，大大提高了系统的稳定性和精度，最大可以记忆999个程序。
3. L轴自动后定位控制和D轴深度控制合二为一达到完美同步。
4. 直接输入：只需要输入L值和D值进行折弯加工，其它数据则由数据库自动设定默认。
5. 角度输入：输入板厚，材质，折弯长度，折弯角度，使用模具，系统即可自动计算出各轴的定位置。
6. 操作容易上手，人员培训时间短，加工速度提升，维修简单。

1.Panel operation,the picture color is bright ,data input adopts the way of dialogue,directly by the data input,or via remote control wheel input simple operation.
2.Use keyence digital controller,and mitsubishi servo amplifier,greatly improving the system stability and precision,it can have 999 program.biggestly
3.L spindle automatic positioning control and D axis depth control unity to achieve perfection.the other data default setting
4.Direct input: input the L value and D value using the bending process,other data from the database automatically set by default.
5.Angle input: input thickness,material,bending length,bending angle,using the mould,system can automatic positioning value is calculated for each axis.
6.Easy operation,short training time,processing speed,simple mantenance.

压力表说明：

Pressure gauge shows ：

材料的板厚及折弯的内侧半径决定后请参阅右表。
1. 由表可看出折弯材料每米所需要的压力。
2. 折弯时所使用的下模的V槽宽度（V）。
3. 折弯的最短边长度（B）。

t 材料厚度 （抗张力45-50KG/mm）
f 每米所需压力（Ton/m）
ir 折弯内侧半径
b 最短边长度
V 下模V槽的宽度

Material thickness and bending radius of the inside of thedecision,please refer to the table below.
1.You can see from the table bending material per meter when the required pressurs.
2.To use when bending the V groove width of lower die(V).
3.The shortest edge bending length(b).

t The thickness of the material (resistance to tension,4.5-50KG/mm)
f Per meter pressure required(Ton/m)
ir Bending radius of the inside
b The shortest side length
v Lower die V groove width

t m/m	4	6	7	8	10	12	14	16	18	20	25	32	40	50	63	80	100	125	160	200	250	v
	2.8	4	5.0	5.5	7	8.5	10	11	13.5	14	17.5	22	28	35	45	55	71	89	113	140	175	b
	0.7	1	1.1	1.3	1.6	2	2.3	2.6	3	3.3	4	5	6.5	8	10	13	16	20	26	33	41	ir
0.5	40 <6>																					
0.6	60 <6>	40 <4>	40 <4>	30 <3>																		
0.8		70 <7>	70 <7>	50 <5>	40 <4>																	
1.0		110 <11>	100 <10>	80 <8>	70 <7>	60 <6>																
1.2			140 <14>	120 <12>	100 <10>	80 <8>	70 <7>	60 <6>														
1.4				150 <15>	130 <12>	110 <11>	100 <10>	90 <9>	80 <8>													
1.6					170 <17>	150 <15>	130 <13>	110 <11>	100 <10>	90 <9>												
2.0						220 <22>	190 <19>	170 <17>	150 <15>	130 <12>	110 <11>											
2.3							250 <25>	230 <23>	190 <19>	170 <17>	150 <15>	120 <12>										
2.6								280 <28>	250 <25>	220 <22>	180 <18>	140 <14>										
3.0									340 <34>	300 <30>	240 <24>	190 <19>	150 <15>									
3.2										340 <34>	270 <27>	220 <22>	170 <17>	140 <14>								
3.5											330 <33>	260 <26>	200 <20>	160 <16>	130 <12>							
4.0											430 <43>	340 <34>	270 <27>	210 <21>	170 <17>							
4.5												430 <43>	340 <34>	270 <27>	210 <21>							
5.0													420 <42>	330 <33>	260 <26>	210 <21>						
6														480 <48>	380 <38>	300 <30>	240 <24>					
7															520 <52>	410 <41>	330 <33>	260 <26>				
9																670 <67>	540 <54>	480 <48>				
10																850 <85>	670 <67>	530 <53>	420 <42>			
12																	960 <96>	780 <78>	600 <60>	500 <50>		
16																		1360 <136>	1050 <105>	850 <85>		
19																			1500 <150>	1250 <125>	1000 <100>	
22																				1600 <160>	1300 <130>	
25																				2100 <210>	1700 <170>	
30																					2400 <240>	

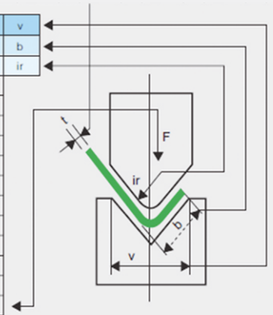

材料厚度(t)和v－宽度的关系

t	0.5~2.6	3.0~8	9~10	12or more 以上
v	6×t	8×t	10×t	12×t

OG 系列外形尺寸：

OG series outline dimensions:

对于加工时机架的微量弹性变形可以进行工作台前倾微调，也是OG系列的特点之一。

The microdeformation in the body processing can be adjust the table minutenessly, this is one of thespecialty of the OG serials bend.

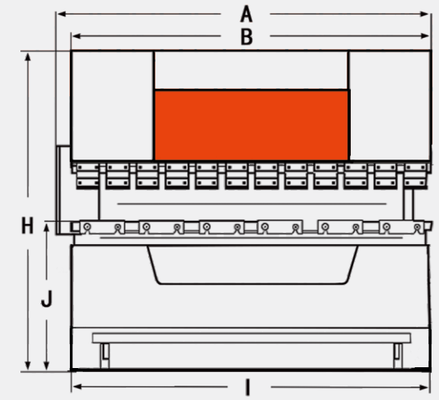

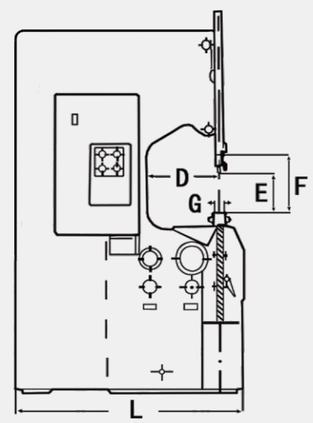

	OG-35	OG-50	OG-50L	OG-60	OG-100	OG-150 (3m)	OG-150 (4m)
A	1400	1400	2000	2170	3090	3300	4200
B	1210	1210	1500	2020	3000	3200	4000
C	1010	1020	1320	1700	2550	2550	3100
D	300	400	400	400	400	400	400
E	280	280	280	280	280	280	280
F	400	400	400	400	400	400	400
G	60	60	60	60	90	90	90
H	1960	1960	2000	2020	2300	2400	2400
I	1210	1220	1500	1900	2800	2800	3350
J	950	950	950	950	1030	1030	1030
L	1065	1290	1290	1290	1390	1500	1500

伺服折弯机SE系列：

Servo bending machine SE series:

SE-3512 机械参数
SE-3512 Mechanical parameters

型号/model：	SE-3512	折弯下行速度(mm/s)/Bending down speed(mm/s)	150-180
压力KN(吨)/Pressure KN/(tons)	350(35)	折弯速度(mm/s)/Bending speed(mm/s)	10-20
折弯长度 (mm)/Bending length(mm)	1200	折弯返程速度(mm/s)/Bending return speed(mm/s)	160
工作行程 (mm)/Work Stroke(mm)	150	后挡料移动速度(mm/s)/Back barrier stroke(mm/s)	400
喉口深度 (mm)/Throat depth(mm)	260	整机容量(KVA)/The machine capacity	28.5
后定位行程(mm)/Positioning travel(mm)	700	控制总轴数(PCs)/Control the total shaft(PCs)	3
单同服电机功率(KW)/Single servo motor power	28	机床重量(T)/Machine weight(T)	3.4

机床型号 Machine model	公称力 Nominalpressure(kN)	工作行程 Work Stroke(mm)	喉后深度 Throat Depth(mm)	后定位行程 Positioning Travel (mm)	折弯下行速度 Bending down speed (mm/s)	折弯速度 Bengding speed (mm/s)	折弯返程速度 Bending return speede (mm/s)	后挡料移动速度 Back barrier stroke (mm/s)	整机容量 The mchine capacity (KVA)	液压油量 The hydraul ic oil (L)	机床尺寸 Machine size(mm) 长 Length(mm)	宽 Width(mm)	高 Heigth(mm)	机床重量 Machine weight (T)
SE-1608	160	150	220	550	140-160	5-15	150	350	10.5	/	1500	1365	2400	2.5
SE-3512	35	150	170	700	140-170	5-15	150	350	30	/	1700	1300	2400	3.5
SE-4015	400	150	260	700	150-180	10-20	160	400	18.5	/	2080	1550	2500	4.5
SE-6020	600	150	260	700	120-150	5-10	120	400	33.5	/	2550	1560	2500	6

参数如有变更，恕不另行通知

传动系统
The transmission system

■双伺服电机驱动高精度重载丝杆，传动上工作台往复运动，输出力稳定、传动精度高，保证折弯压力一致性；数控系统随时检测调整丝杆实际位置，确保重复定位精度。

■ The double servo motor drives high-precision and heavy-duty screw, drives the reciprocating movement of the upper table, has stable output force, high transmission accuracy, and ensures the consistency of bending pressure. The nc system can detect and adjust the actual position at any time to ensure the repeated positioning accuracy.



自动后挡料系统
Automatic backstop system

■自动后挡料系统：采用伺服电机驱动定位轴，运用两组滚珠丝杆和滑块传动挡料，机械结构紧密，运行速度快，稳定性高，重复定位精度高；可选配置1轴、2轴、4轴组合，更方便快捷运用。

■ Automatic backstop system: the servo motor is used to drive the positioning shaft, and two sets of ball screw and slide block are used to drive the material.Close mechanical structure, fast running speed, high stability, high repeat positioning accuracy.Optional configuration 1 axis, 2 axis, 4 axis combination, more convenient and quick application.

机型优势：

SE系列纯伺服折弯机直接采用伺服电机作为动力输出，高精度重载丝杆传动，实现高速下压回程动作；整机无液压装置，保养清理方便快捷；整体焊接机械结构简单稳固，减少零配件组装故障；数控系统控制伺服电机运动停止，相比传统机型省电30%以上。

SE series pure servo bending machine directly USES servo motor as power output, high precision and heavy load wire rod drive, and realizes high speed down-pressing return motion. The whole machine has no hydraulic device, and the maintenance and cleaning is convenient and fast. The structure of the whole welding machine is simple and stable, and the assembling failure of spare parts is reduced. The numerical control system controls the motion stop of the servo motor, saving more than 30% power compared to the traditional model.

伺服液压折弯机SH系列：

Servo hydraulic press bending machine SH series:

图片仅供参考，产品以实物为准

机械参数 Mechanical parameters

型号/model：	SH-11030	折弯下行速度(mm/s)/Bending down speed(mm/s)	180-200
压力KN(吨)/Pressure KN/(tons)	1100(110)	折弯速度(mm/s)/Bending speed(mm/s)	10-15
折弯长度 (mm)/Bending length(mm)	3200	折弯返程速度(mm/s)/Bending return speed(mm/s)	170-190
工作行程 (mm)/Work Stroke(mm)	200	后挡料移动速度(mm/s)/Back barrier stroke(mm/s)	350
喉口深度 (mm)/Throat depth(mm)	450	整机容量(KVA)/The machine capacity	14.5
后定位行程(mm)/Positioning travel(mm)	650	控制总轴数(PCs)/Control the total shaft(PCs)	6+1
单同服电机功率(KW)/Single servo motor power	6	机床重量(T)/Machine weight(T)	8.5

德国HAWE ePrAX® control新型油电混合驱动系统

Germany HAWE ePrAx® control new hybrid oil – electric drive system

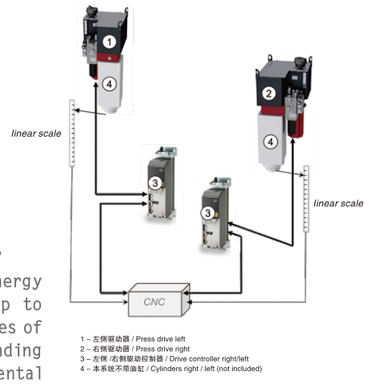

■ 快速-通过减少循环时间，性能提升10%；

■ 高效-能量效率提升50%；

■精确灵活-定位精度达0.005mm；行程可达到400mm；

■ 配合闭环控制系统，自动修正Y1轴、Y2轴压力值，确保折弯压力一致性；

■ 成本优化-更少的维修和服务费用；

■ 环保低噪-液压油用量大大减少，工作时噪音更低；

■ 集成稳定-集成伺服泵系统和集成压力过滤器，更加稳定高效和长久使用寿命。

■Fast – increases performance by 10% by reducing cycle time; Efficiency – energy efficiency increased by 50%; Accurate and flexible – positioning accuracy up to 0.005mm; Travel up to 400mm; With the close loop control system, the pressure values of axis Y1 and Y2 are automatically corrected to ensure the consistency of bending pressure. Cost optimization – less maintenance and service costs; Environmental protection low noise – hydraulic oil consumption is greatly reduced, working noise is lower. Integrated stability – integrated servo pump system and integrated pressure filter for more stable efficiency and long service life.

补偿装置

Compensation device



■上模配有斜楔式微调补偿机构的快速夹紧式中间板，以保证各种板材折弯精度；

■下模底端配置了机械自动补偿轴，能根据现场折弯角度进行实时补偿，确保从500mm-3200mm材料折弯角度的一致性。

■ The upper die is equipped with a quick clamping middle plate of inclined wedge fine adjustment compensation mechanism to ensure the bending precision of various plates. The bottom end of the lower die is equipped with a mechanical automatic compensation shaft, which can be compensated in real time according to the field bending Angle to ensure the consistency of bending Angle of materials from 500mm to 3200mm.

高精度磁栅尺检测系统

Treadle machine tool

■ 采用进口磁栅尺，分辨率5μm，具有耐油、抗震、耐粉尘性能；可自由设置零脉冲位置，操作简单。

■ magnetic grating ruler is adopted with a resolution of 5 meters, with oil resistance, earthquake resistance and dust resistance. Free to set the zero pulse position, easy to operate.



本系列机型采用新型油电混合驱动系统，运动更高速，减少循环时间，性能提高10%以上；伺服电机作为动力输出精度更高，配合数控系统行程闭环回路，压力更稳定；集成伺服泵系统和集成压力过滤器，更加稳定高效和长久使用寿命；相比传统普通电机输出动力，新型油电系统能节能省电40%以上，更满足用户环保使用。

■ This series of models adopt the new hybrid drive system of oil and electricity, the movement is faster, the cycle time is reduced, and the performance is improved by more than 10%. The servo motor as the power output precision is higher, and the pressure is more stable by cooperating with the numerical control system travel closed loop. Integrated servo pump system and integrated pressure filter, more stable and efficient and long service life; Compared with the output power of conventional general motors, the new oil-electric system can save energy and power by more than 40%, which is more suitable for the environmental protection of users.

SH 系列外形尺寸：

SH series outside the ruler inch:

■机架采用整体焊接结构，稳定性高；

■紧密安装设计，性能更优。

■ The frame adopts integral welding structure with high stability.

■ Compact installation design for better performance.

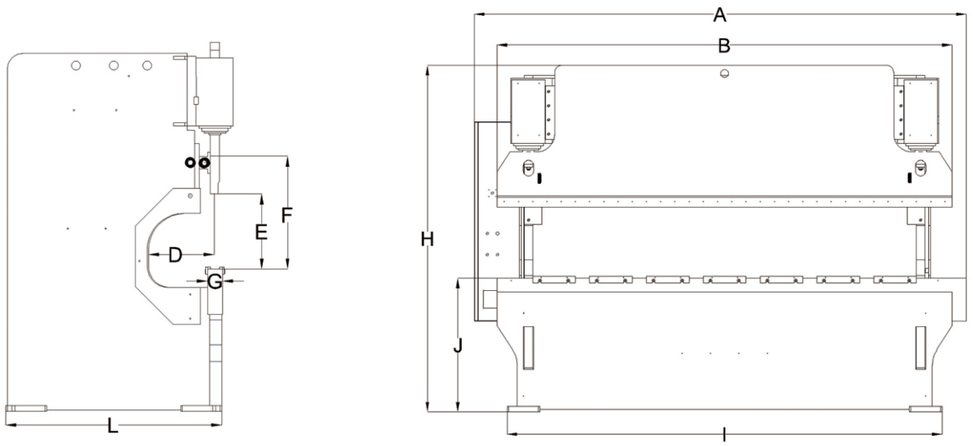

奥斯玛电伺服液压折弯机SH系列主要参数

OSM Electric servo hydraulic press SH series main parameters

机床型号 Machine model	公称力 Nominlpressure(KN)	工作行程 Work Stroke(mm)	喉后深度 Throat Depth(mm)	后定位行程 Positioning Travel (mm)	折弯下行速度 Bending down speed (mm/s)	折弯速度 Bengding speed (mm/s)	折弯返程速度 Bending return speede (mm/s)	后挡料移动速度 Back barrier stroke (mm/s)	整机容量 The mchine carcacity (KVA)	液压油量 The hydrauli ic oil (L)	机床尺寸 Machine size(mm) 长 Length(mm)	宽 Width(mm)	高 Height(mm)	机床重量 Machine weight (T)
SH-6020	600	160	350	650	180-200	10-15	160-180	350	11.5	70	2550	1550	2250	4.8
SH-8025	800	160	350	650	180-200	10-15	160-180	350	14.5	70	3000	1500	2450	7.0
SH-11030	1100	200	450	650	180-200	10-15	170-190	350	14.5	70	3620	1650	2750	8.5
SH-13030	1300	200	450	650	160-180	10-13	150-170	350	14.5	70	3620	1650	2750	9.0
SH-17030	1700	200	450	650	150-170	8-10	140-160	350	22	70	3620	1650	2750	10.0
SH-20030	2000	250/200	450	650	150-160	8-9	140-150	350	23.5	80	3620	1650	2750	11.5
SH-25030	2500	250/200	450	650	150-160	8-9	140-150	350	24.5	80	3620	1650	2750	12.5

参数如有变更，恕不另行通知

数控液压折弯机HP系列：

HP series hydraulic press bending machine:

机械参数 Mechanical parameters

型号/model：	HP-11030	折弯下行速度(mm/s)/Bending down speed(mm/s)	160-190
压力KN(吨)/Pressure KN/(tons)	1100(110)	折弯速度(mm/s)/Bending speed(mm/s)	10-15
折弯长度 (mm)/Bending length(mm)	3200	折弯返程速度(mm/s)/Bending return speed(mm/s)	120-130
工作行程 (mm)/Work Stroke(mm)	200	后挡料移动速度(mm/s)/Back barrier stroke(mm/s)	350
喉口深度 (mm)/Throat depth(mm)	450	整机容量(KVA)/The machine capacity	14.5
后定位行程(mm)/Positioning travel(mm)	650	控制总轴数(PCs)/Control the total shaft(PCs)	4+1
单同服电机功率(KW)/Single servo motor power	11	机床重量(T)/Machine weight(T)	8.5

图片仅供参考，产品以实物为准

HP系列折弯机采用整体机械结构，确保长时间运行的刚性和稳定；配置高端进口数控系统、HAWE AMB液压系统、自动多轴后挡料系统，整机闭环运行，保证高速运行，压力输出稳定、定位精度高；标准配置4+1轴，可选6+1轴等多轴选择，保证运用性能最优。

■ HP series bending machine adopts integral mechanical structure to ensure the rigidity and stability of long running. Configure high-end imported CNC system,, HAWE AMB hydraulic system and automatic multi-axle rear block system, the whole machine runs in closed loop, ensuring high-speed operation, stable pressure output and high positioning accuracy. Standard configuration 4+1 axis, optional 6+1 axis and other multi-axis options to ensure optimal performance.

HP 系列外形尺寸：

HP series dimensions:

HAWE AMB哈威 /Rexroth力士乐 液压系统

HAWE AMB hydraulic system

■采用德国进口HAWE AMB/Rexroth力士乐液压系统，专门针对数控折弯机特别设计，对不同吨位机床的能力进行优化调节，配置压力平衡块，以提高能效，降低油液发热，保证输出压力长期稳定。

■ The HAWE AMB/Rexroth hydraulic system imported from Germany is specially designed for CNC bending machine. The capacity of machine tools of different tonnage is optimized and adjusted, and pressure balancing blocks are provided to improve energy efficiency, reduce oil heating and ensure long-term stability of output pressure.



机架

Machine frame

■机架采用整体焊接结构，稳定性高；

■紧密安装设计，性能更优。

■ The frame adopts integral welding structure with high stability.

■ Compact installation design for better performance

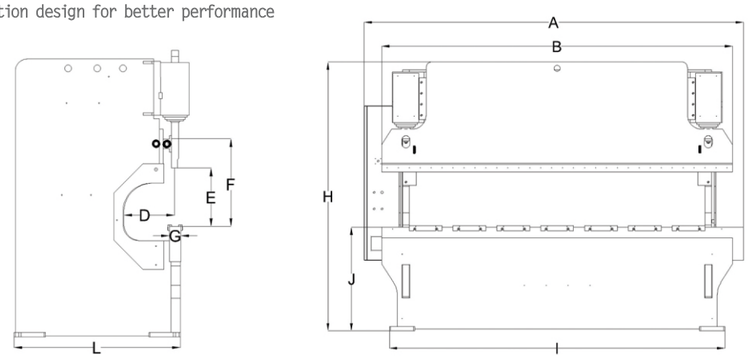

奥斯玛数控液压折弯机HP系列主要参数

OSM CNC hydraulic press brake HP series main parameters

参数如有变更，恕不另行通知

机床型号 Machine model	公称力 Nominal pressure(kN)	工作行程 Work Stroke(mm)	喉后深度 Throat Depth(mm)	后定位行程 Positioning Travel (mm)	折弯下行速度 Bending down speed (mm/s)	折弯速度 Bending speed (mm/s)	折弯返程速度 Bending return speeds (mm/s)	后挡料移动速度 Back barrier strokes (mm/s)	整机容量 The machine capacity (KVA)	液压油量 The hydraul ic oil (L)	机床尺寸 Machine size(mm) 长 Length(mm)	宽 Width(mm)	高 Height(mm)	机床重量 Machine weight (T)
HP-5015	500	160	350	500	200	8-10	150-160	350	7.5	150	2050	1250	2000	4.8
HP-6020	600	160	350	650	200	8-10	150-160	350	8.5	200	2550	1350	2200	5.5
HP-8025	800	160	350	650	200	8-10	140-145	350	10.0	200	2850	1450	2300	6.8
HP-11030	1100	200	450	650	190	10-15	120-130	350	14.5	300	3620	1650	2750	8.5
HP-13030	1300	200	450	650	180	9-14	110-120	350	18.5	300	3620	1650	2750	9.0
HP-13040	1300	200	450	650	180	9-14	110-120	350	18.5	300	4670	1750	2750	10.5
HP-17030	1700	200	450	650	160	9-14	130-140	350	21.0	300	3650	1650	2750	9.5
HP-17040	1700	200	450	650	160	9-14	120-130	350	21.0	300	4670	1750	2750	11.0
HP-20030	2000	200	450	650	140	8-9.5	120-137	350	21.0	300	3650	1650	2750	11.5
HP-20040	2000	200	450	650	140	8-9	110-125	350	21.0	500	4670	1750	2750	12.5
HP-20050	2000	200	450	650	140	7-8	105-115	350	21.0	500	5100	1800	2850	17.5
HP-25040	2500	250	450	650	130	6-8	100-115	350	21.0	500	4670	1750	2750	18.5
HP-25050	2500	250	450	650	130	5-8	95-110	350	21.0	500	5600	2200	2900	20.0
HP-32040	3200	300	450	650	90	7-8	90-110	350	24.5	500	4670	2300	3200	21.0
HP-32050	3200	300	450	650	90	6-8	80-90	350	24.5	500	5600	2400	3700	24.0
HP-32060	3200	300	450	650	90	6-8	80-90	350	24.5	500	6600	2400	3800	28.5

折弯机系统：

Press brake system:

Laimore EL15T/MT15T数控系统

Laimore EL15T/MT15T numerical control system

■ Laimore系统搭载高清晰的彩色触摸屏，内置PLC，可进行二维图形编程，展开长度计算，支持图形化上下模、多边模、伸缩模，支持模拟折弯、双机联动等功能。

■ Laimore System with high-definition color touch screen, built-in Plc, can be two-dimensional graphics programming, length calculation, support graphical up and down mode, multi-mode, telescopic mode, support simulation bending, two-machine linkage and other functions.

Delem DA-50/DA-60系列数控系统

DA-53T numerical control system

■ DELEM配置高分辨率TFT彩色宽体显示屏，集成了工业级的多点触摸屏，可以轻松访问Delem用户界面。可以使用快捷键直接在编程和加工界面快速切换，整体设计依据人机工程学原理进行了优化，使操作更加便捷和人性化。

■ DELEM features a high-resolution TFT color widescreen display integrated with an industrial-grade multi-touch screen for easy access to the DELEM user interface. Shortcut keys can be used directly in the programming and processing interface, the overall design is optimized according to ergonomics principles, making the operation more convenient and user-friendly.

STEP折弯操作系统

Electro-hydraulic servo series product advantages

■ STEP折弯操作系统为全触摸人机界面，12/15英寸大屏，搭载新一代控制器，拥有高分辨率，显示清晰简洁，操作流畅；有2D模式图形编程、3D折弯工步模拟现实的功能；支持导入dxf文件，模具编辑快捷。可配置2D、3D系统选择。

■ The STEP bending operating system is a full-touch human-computer interface with a 12/15-inch screen and a new-generation controller. It has high resolution, clear and simple display and smooth operation. It has the functions of 2D mode graphic programming and 3D bending step simulation Support to import dxf files, mold editing fast. Configurable 2D and 3D system selection.

CybTouch 12PS/15PS、VT19 数控系统

CybTouch 12 PS/15PS/VT19 numerical control system

■ 斯伯克数控系统提供了广泛的折弯机功能，通过简单的调试，就可以精确的匹配其所控制的折弯机的需求，使用户操作更方便。储存多步折弯步序和产品，轻松手动控制并带有各种自动化功能，让其成为一款功能强大且易于使用的数控系统。

■ The CybTouch CNC system provides a wide range of bending machine functions, through a simple debugging, can accurately match the requirements of the bending machine it controls, making user operation more convenient. Store multi-step bending steps and products, easy to control manually and with a variety of automation functions, make it a powerful and easy to use CNC system.

奥斯玛激光系列：

OSM laser serials:

OSM-FL3015

交换工作台
持久耐用的液压升降系统
进口的一流液压平衡阀
稳定承重高达1000KG

Exchange workbench
Durable hydraulic lifting system
Imported hydraulic balance valve
Stable load up to 1000KG

设备类型 Device type: OSM FL3015

加工范围 Processing range	3m*1.5m/4m*2m
加工台面（标配）Processing mesa (standard)	双台面、可交换 Double mesa exchangeable
加工台面（选配）Processing platform(optional)	
激光功率（标配） Laser power(standard)	1.0kw/ 1.5kw/ 2.0kw/ 3.0kw/ 4.0kw
激光功率（选配）Laser power (optional)	700w/ 750w/ 800w/ 1.2kw/ 2.5kw/ 6kw
机械参数 Mechanical parameters	
移动速度（联动）Movement speed(linkage)	140m /min
定位精度 Prositioning accuracy	+/-0.02mm
重量 Weight	10 tons
受电容量 Capacitance	25 kva

OSM-FL4020/FL4015/FL6020

OSM-LF系列激光切割机采用进口技术的结构设计，实现了机床高的加速度和定位速度；优选匹配高规格的驱动系统，以高动态带来高的效率。世界领先的光源、出色的切割工艺，确保了切割过程的稳定性以及极长的使用寿命。

The OSM-LF series laser cutting machine adopts the structure design of imported technology to realize the high acceleration and positioning speed of the machine tool. The world's leading li-ght source, excellent cutting process, to ensure the stability of the cutting process and extremelylong service life.

产品概述：Product features

采用进口光激光器，性能稳定。
Adopt imported fiber laser, stable performance.

切速快，是同功率CO2激光切速2倍以上。
It is fast more than 2 imes the same power CO2 laser cutting speed.

低成本，是同类CO2激光运行成本的20%-30%。
Low cost,the same kind of CO2 laser operation cost 20% to 30%.

低维护性，无激光气体，无反射镜片，可节约成本。
Low maintenance,no laser gas,no reflection les,can save cost

高生产效率，可选择交换床台，有交提升效率30%。
High productivity,can choose to exchange the bed sets,enhance 30% of the efficency.

稳定性高，采用整体钢材焊接、退火处理，保证机床稳定性。
The whole frame steel is welded and annealed to ensure the stability of the machine tool.

切割能力与机床布局：

Cutting ability and machine lagout:

切割厚度 Max cutting thickness



机床布置图 Machine Layout

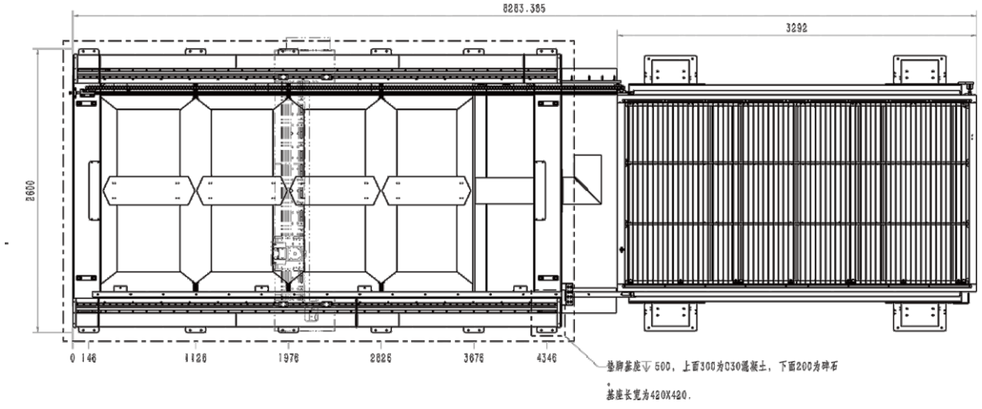

奥斯玛激光系列：

OSM laser serials:

OSM-FL3015B

一流的激光光源
OSM激光选用IPG\NL\Rofin\Raycus
等一流的激光器，优质的光束质量
成为用户优质切割的起点。



整体横梁结构
A.整体铸铝件加工，重量轻，结构性好；
B.硬管油路润滑，保证传动精度。

设备类型 Device type: OSM-FL3015B

加工范围 Processing range	3m*1.5m
加工台面（标配）Processing mesa (standard)	双台面、可交换 Double mesa exchangeable
加工台面（选配）Processing platform(optional)	
激光功率（标配） Laser power(standard)	1.0kw/ 1.5kw/ 2.0kw/ 3.0kw
激光功率（选配）Laser power (optional)	700w/ 750w/ 800w/ 1.2kw/ 2.5kw
机械参数 Mechanical parameters	
移动速度（联动）Movement speed(linkage)	100m /min
定位精度 Prositioning accuracy	+/-0.02mm
重量 Weight	8tons
受电容量 Capacitance	25 kva

奥斯玛刨槽系列：

OSM Grooving serials:

OSM-BC-4000S/BC-3000S



图片仅供参考，产品以实物为准

设备类型 Device type: BC-4000S / BC-3000S

加工材料 Processing materials	不锈钢、普通钢、钢、铝等板材
工件长度 Workpiece length	100～4200mm 100～3200mm
工件宽度 Workpiece width	9～1250mm
工件厚度 Workpiece thickness	0.5～6mm
刨割功率 Planing power	5.5kW
刨刀数量 Number of planers	10把（双头）
送料功率 Delivery power	1kW
切入功率 Cut-in power	0.4/轴kW（双轴）

刨割速度 Planing speed	5-80m/min
回程速度 Return speed	10-150m/min
钢板移速 Steel plate moving speed	1-12m/min
切入速度 Cutting speed	0.5m/min
机身长度（约）Body length (approx.)	5950/5000mm
机身宽度（约）Body width (approx.)	3500mm
机身高度（约）Aircraft body height (approx.)	2100mm
机身总重 Total weight of the aircraft	12200/10200kg

折 弯 中心 ZX 系列：

Bending Center ZX Series:

图片仅供参考，产品以实物为准

机械参数 Mechanical parameters

型号/model：	ZX-1600X
最快折弯速度(s/步)/Fastest bending speed (s/step)	0.5
最大折弯长度(mm)/Maximum bending length(mm)	1600
最大折弯高度(mm)/Maximum bending height(mm)	200
送料方式/Shipping method	吸盘式/压臂式
四边成型最小尺寸(mm)/Minimum size for four-sided forming(mm)	150*200
单边成型最小尺寸(mm)/Minimum unilateral forming size(mm)	150
额定电压（V）/Rated voltage (V)	380
最大折弯厚度：冷板(mm)/Maximum bending thickness: Cold plate (mm)	1.8
最大折弯厚度：不锈钢(mm)/Maximum bending thickness: Stainless steel(mm)	1
最大折弯厚度：铝板(mm)/Maximum bending thickness: aluminum plate(mm)	2
最小板料厚度(mm)/Minimum sheet thickness(mm)	0.4
整机容量（KVA）/Total capacity (KVA)	34.5
控制总轴数/Control the total number of axes	10
机床尺寸(约mm)/Machine tool size (approx. mm)	4300*2450*2800
机床重量（约T）/Machine tool weight (about T)	11.5

奥斯玛技术支持：

OSM Technical support:

现场培训

在双方签订买卖合同后，根据客户的具体要求，我公司免费为用户进行调试及调试后的现场培训。最终让负责数控折弯机设备的相关技术人员，完全掌握了我公司数控折弯机设备技术特点、操作程序、保养常识后，我们的培训人员才能撤离。具体内容如下：

- 数控折弯机原理及解释
- 数控折弯机设备系统组件
- 数控折弯机的操作
- 数控折弯机的保养
- 常见故障的解决方案

售后回访

在客户购买设备后的6个月里，由于客户对于设备处于磨合期阶段，为保证用户稳定高效的使用设备，我方会派技术人员进行回访，根据客户使用过程中累积出来的问题进行再次培训和技术指导。

我方会派技术人员进行回访

根据客户使用过程中累积出来的问题进行再次培训和技术指导

在客户购买设备后的 6 个月里，由于客户对于设备处于磨合期阶段，为了保证用户稳定高效的使用设备

终身维修

- 我公司的所有设备免费安装调试，免费保修期为一年；
- 免费保修期内，免费安排技术人员上门巡访和设备检查；
- 设备在使用期间遇有问题，我司在4小时内以电话或传真方式给予解决问题的答复，必要时在24小时内赶到客户现场进行售后服务（不可抗力等特殊情况除外）；
- 在免费保修期间，如用户方供气、供电异常或技术人员违规操作造成设备部件损坏由用户自行承担；
- 用户除享有机器的一年保修期外，还享受机器的终身维修服务。

各地区服务点
Regional service points

苏州办事处 江苏省苏州市吴中区藏书镇穹灵路2210号 技术支持：13510874668	**深圳总部** **广东省深圳市光明新区公明镇楼村振兴路33号A8栋** **技术支持：13509605638** **固定电话：0755-23410770**	中山办事处 广东省中山市大兴西路大芩沥 技术支持：13510784998
宁波办事处 **浙江省宁波市慈溪桥头镇交警中队旁221号** **技术支持：18826619720**	山东办事处 山东省青岛市西海岸新区灵山湾路3533号 技术支持：13853283291	成都办事处 四川省成都市新都区新犀路安村五组19号 技术支持：13981189518

全国大部分省市均有服务网点请致电总部咨询

服务理念
Service concept

一直以来，我们始终致力于同亲爱的伙伴、客户和行业更紧密地联系在一起，我们坚信我们的设备一定能带给客户不一样的生产方式，并且给予客户降本增效、节能环保的绿色体验。这就是为什么我们一直尝试通过不断创新、研发、改善来满足客户日益增加的需求，与不同行业、不同领域的客户展开合作，让生产更加高效、成本得到有效控制同时为智慧工厂、工业4.0时代不断贡献微薄之力。